



INVESTMENT FACT SHEET

FOR THE MONTH OF MAY 2026

ECONOMIC OVERVIEW – MAY 2026



During FY2025, Pakistan's economy registered measurable progress in achieving macroeconomic stabilization, fostering a gradual recovery of investor and consumer confidence despite persistent global uncertainties. Provisional national accounts data place real GDP growth at 2.68 percent, supported by improvements across key macroeconomic aggregates. Headline inflation decelerated to single-digit levels from its earlier double-digit trajectory, largely reflecting tighter monetary policy and improved supply-side dynamics. On the external front, the current account balance shifted into surplus, driven by resilient remittance inflows, moderated import demand, and a recovery in export earnings. Fiscal consolidation efforts also yielded results, with the budget deficit narrowing amid enhanced revenue mobilization and expenditure rationalization. Financial markets mirrored this stabilization, as the Pakistan Stock Exchange maintained a bullish trend, underscoring renewed investor sentiment. Going forward, sustaining this momentum will depend on deepening structural reforms, maintaining fiscal discipline, and ensuring continuity of investor-friendly policies to translate short-term stabilization into durable, broad-based growth.

On the economic front, the federal budget for FY2025, presented in June 2024, projected a total expenditure outlay of PKR 18.9 trillion, reflecting a substantial 30 percent increase over the budgeted figures of FY2024. The government set a real GDP growth target of 3.6 percent, alongside expectations of average inflation at 12 percent for the fiscal year. External sector indicators showed improvement, with the current account recording a surplus of USD 110 million in May 2026, in contrast to the USD 291 million deficit posted in April 2026. Meanwhile, foreign exchange reserves reached USD 21.02 billion as of May, 2026, strengthening the country's external buffer and import cover. Nevertheless, the ambitious growth target appears optimistic in light of elevated inflationary pressures, rising fiscal outlays, and a challenging global environment. The sustainability of external buffers will also depend on consistent export growth, stable remittance inflows, and prudent debt management, underscoring the need for careful calibration of fiscal and monetary policies to safeguard macroeconomic stability.

The State Bank of Pakistan (SBP) reduced its benchmark policy rate to 11.5 percent, effective May 30, 2026, signaling a pronounced shift toward monetary easing. This decision was underpinned by the sustained moderation in inflationary pressures, alongside improvements in both external and fiscal sector indicators, which created space for a more accommodative monetary stance. Concurrently, foreign direct investment (FDI) inflows strengthened, reaching USD 179.7 million in May 2026, reflecting renewed investor confidence and an improved macroeconomic outlook.

Equity Market Review:

KSE-100 Index increased by 6.73% over the month to end at 173,963 points. Average daily volume improved over the last month to 431.14 mn. Foreign outflow of USD \$41.2 mn (net) was recorded during the month.

Currency & Commodity Review:

- The PKR appreciated against the USD over the month by 0.04%, closing at PKR 278.77 at the interbank.
- Average crude prices increased significantly 8.90% and 6.30% from the previous month to end at US\$112.50 (WTI) & US\$114.10 (Brent) per barrel, respectively.

DEBT MARKET

YIELD CURVE

Debt Market Review:

- Benchmark lending rate - 6M KIBOR increased by 0.61% to 12.23% over the month. The latest cut-off for the T-Bills auction held stood at 12.23%, 12.49%, 12.50%, and 12.50% for 1M, 3M, 6M, and 12M, respectively.
- CPI for the month of May 2026 was 11.70% compared to 10.90% for the previous month.

KIBOR

INSTRUMENT	May - 26	April - 26
Kibor-3 Month	11.99	11.24
Kibor-6 Month	12.25	11.34
Kibor-12 Month	12.44	11.52

KIBOR Dynamics (May 2026)

During April 2026, Karachi Interbank Offered Rates (KIBOR) for the 3-month, 6-month, and 12-month tenors increased relative to March 2026 levels. This downward adjustment signaled a softening in interbank lending rates, reflecting improved liquidity conditions within the banking system.

The decline in short- to medium-term KIBOR rates is consistent with the monetary easing stance adopted by the State Bank of Pakistan (SBP), which has reduced the benchmark policy rate in response to moderating inflationary pressures. The adjustment in KIBOR also points to greater availability of funds in the money market, supported by robust deposit mobilization and reduced government borrowing requirements from commercial banks due to enhanced external inflows.

From an investor perspective, easing KIBOR levels reduce the cost of borrowing for corporates, thereby supporting private sector credit uptake. For the banking sector, lower interbank rates compress spreads on floating-rate instruments but also reflect improved system-wide liquidity, reducing rollover risks in short-term funding.

Implications

Downward trajectory of KIBOR suggests that the transmission of monetary policy easing is effectively filtering into the interbank market. If sustained, this trend is likely to support economic activity through lower financing costs, though the degree of pass-through into lending to the private sector will depend on banks' risk appetite and overall macroeconomic stability.

T-BILLS

TENORS	CUT OFF (May-26)	PREVIOUS CUT OFF (Apr-26)	CHANGE (bps)
3 Month	12.49	11.78	71
6 Month	12.49	11.47	102
12-Month	12.49	11.75	74

During the month, the State Bank of Pakistan (SBP) conducted Treasury bill auctions that attracted substantial investor participation, with total bids amounting to PKR 4,500 billion—significantly surpassing the pre-announced target of PKR 1,500 billion. The SBP accepted bids worth PKR 2,200 billion, indicating robust liquidity conditions in the money market and sustained investor preference for short-term government securities amid expectations of potential adjustments in the monetary policy stance.

FIXED RATE PIBS

TENORS	CUT OFF (May-26)	PREVIOUS CUT OFF (Apr-26)	CHANGE (bps)
3 Year	13.25	12.40	85
5 Year	12.94	12.50	44
10 Year	12.94	13.15	(21)

In the fixed-rate Pakistan Investment Bonds (PIBs) auction conducted during the month, total participation amounted to PKR 350 billion, exceeding the announced target of PKR 250 billion. The Ministry of Finance (MoF) accepted bids worth PKR 180 billion across multiple tenors, reflecting a calibrated issuance approach aimed at managing the government's borrowing cost. Despite healthy participation, investor interest remained skewed toward shorter to medium-term maturities amid expectations of potential monetary easing. Consequently, secondary market PIB yields exhibited a marginal downward movement across the short to mid-tenor segments, while longer-term yields remained relatively stable, leading to a mild flattening of the yield curve.

FLOATING RATE PIBS SEMI ANNUAL

TENORS	CUT OFF SPREAD (bps)	PREVIOUS CUT OFF SPREAD (bps)
5 Year	105	115
10 Year	125	139

In the auction of floating-rate Pakistan Investment Bonds (FRBs), total participation was recorded at PKR 1,100 billion, notably exceeding the pre-announced target of PKR 600 billion. The Ministry of Finance (MoF) accepted bids amounting to PKR 250 billion in semi-annual FRBs, while all bids for quarterly FRBs were rejected. The selective acceptance pattern indicates a cautious issuance strategy by the MoF, aimed at managing rollover risk and aligning the government's debt profile with expectations of potential rate adjustments. The strong participation, despite limited acceptance, underscores continued investor appetite for floating-rate instruments amid an uncertain interest rate outlook.

Source: SBP

FUND OBJECTIVE

The objective of progressive fund is to achieve long-term capital growth by investing primarily in a diversified portfolio of equities and other high-return asset classes.

FUND MANAGER'S COMMENTS

During the month of May, 2026 Progressive Fund's (PF) unit price increased by 0.11% from 132.38 to 132.53; similarly, YTD shows an increase of 1.28%. When comparing the same since inception, an increase of 32.61% can be seen. The funds allocation has been made 100% into term deposits as at May, 2026.

FUND INFORMATION

DESCRIPTION	INFORMATION
Fund Name	TPL Life Progressive Fund
Net Assets	PKR 15,608.72 Th
Launch Date	23-Dec-16
NAV Per Unit At Launch Date	PKR 100.2444
NAV Per Unit At month end (31 st May, 2026)	PKR 132.53
Category	Equity Fund
Pricing Mechanism	Forward on daily basis
Risk Profile	High
Management Fee	1.50%
Expense Ratio CYTD	0.50%
Pricing Days	Monday to Friday

INVESTMENT COMMITTEE

Mr. Muhammad Ali Jameel	Chairman
Mr. Saad Nissar	Chief Executive Officer (Member)
Syed Ali Hassan Zaidi	Director (Member)
Syed Kazim Hassan	Chief Financial Officer (Member)
Mr. Abid Ali	AVP - Finance (Secretary)
Mr. Farhan Mustafa	Head Of Actuarial & Re-Insurance (Member)
Akhtar & Hassan Pvt Ltd.	Appointed Actuary (Member)


FUND RETURNS

PERIOD	ANNUALIZED RETURN
1 month	1.3%
3 months	1.3%
Annual	1.3%
5 Year	6.4%
10 Years	2.9%

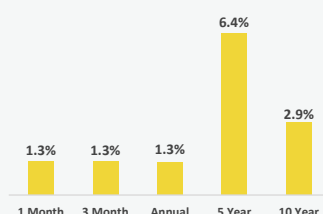
ASSET ALLOCATION

ASSET	ALLOCATION %
Term Deposit	100%
Government Securities	0%
Open ended mutual funds	0%

12-M ROLLING FUND PRICE
(JUNE-25 TILL MAY-26)



Annualized returns



FUND OBJECTIVE

The objective of steady fund is to provide stable and consistent returns through investments in low-risk, income-generating instruments such as government securities, term deposits and high-quality corporate debt.

FUND MANAGER'S COMMENTS

During the month of May, 2026 Steady Fund's (SF) unit price increased by 0.60% from 212.33 to 213.61 whereas YTD shows a increase of 7.36%. However a 113.05% increase can be seen since inception. The funds allocation has been made 97.6% into term deposits and the remaining into open-ended mutual funds as at May, 2026.

FUND INFORMATION

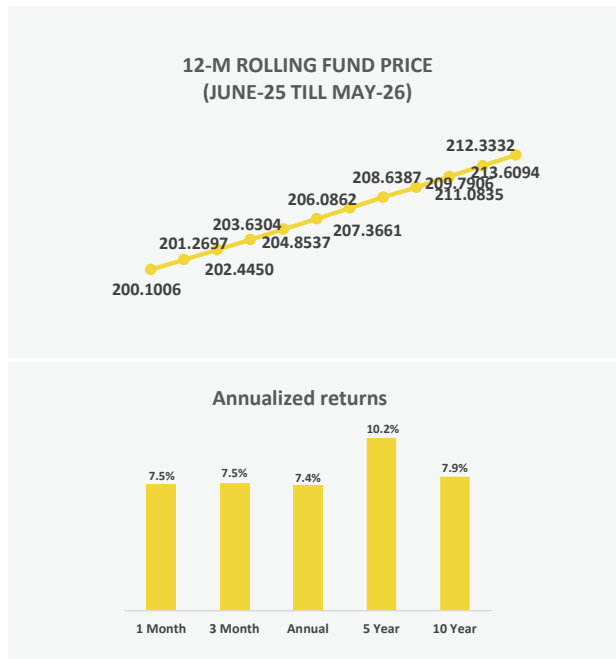
DESCRIPTION	INFORMATION
Fund Name	TPL Life Steady Fund
Net Assets	PKR 8,243.65 Th
Launch Date	28-Jul-17
NAV Per Unit At Launch Date	PKR 98.9111
NAV Per Unit At month end (31 st May, 2026)	PKR 213.61
Category	Balance Fund
Pricing Mechanism	Forward on daily basis
Risk Profile	Medium
Management Fee	1.5%
Expense Ratio CYTD	0.5%
Pricing Days	Monday to Friday

FUND RETURNS

PERIOD	ANNUALIZED RETURN
1 month	7.5%
3 months	7.5%
Annual	7.4%
5 Year	10.2%
10 Years	7.9%

ASSET ALLOCATION

ASSET	ALLOCATION %
Term Deposit	97.6%
Government Securities	0.0%
Open ended mutual funds	2.4%



FUND OBJECTIVE

The objective of reliance fund is to generate balanced medium to long-term returns by investing in a diversified mix of equities, government securities and term deposits.

FUND MANAGER'S COMMENTS

During the month of May, 2026 Reliance Fund's (RF) unit price increased by 0.45% from 211.89 to 212.84 and YTD shows a 5.41% increase. Similarly, an increase of 113.05% can be seen since inception. The funds allocation has been made 99.2% into term deposits and the remaining into open-ended mutual funds as at May, 2026.

FUND INFORMATION

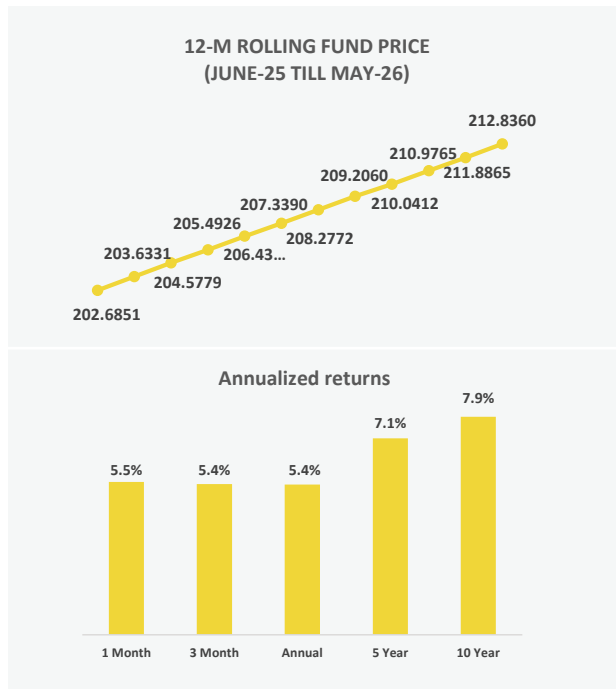
DESCRIPTION	INFORMATION
Fund Name	TPL Life Reliance Fund
Net Assets	PKR 2,350.51 Th
Launch Date	25-Jan-18
NAV Per Unit At Launch Date	PKR 104.84
NAV Per Unit At month end (31 st May, 2026)	PKR 212.84
Category	Capital Protected Fund
Pricing Mechanism	Forward on daily basis
Risk Profile	Very Low
Management Fee	1.5%
Expense Ratio CYTD	0.5%
Pricing Days	Monday to Friday

FUND RETURNS

PERIOD	ANNUALIZED RETURN
1 month	5.5%
3 months	5.4%
Annual	5.4%
5 Year	7.1%
10 Years	7.9%

ASSET ALLOCATION

ASSET	ALLOCATION %
Term Deposit	99.2%
Government Securities	0.0%
Open ended mutual funds	0.8%



FUND OBJECTIVE

The objective of interest-free fund is to deliver stable, ethically-aligned returns by investing in non-interest bearing instruments. The fund focuses on assets such as equity securities, profit-based instruments and other permissible investment avenues.

FUND MANAGER'S COMMENTS

During the Month of May, 2026 Interest Free Fund's (IFF) unit price increased by 0.09% from 141.88 to 142.01; however, YTD shows an decrease of -0.63%. Similarly, an increase of 42.23% can be seen since inception.

FUND INFORMATION

DESCRIPTION	INFORMATION
Fund Name	TPL Life Interest Free Fund
Net Assets	PKR 2,350.51 Th
Launch Date	31-Jan-19
NAV Per Unit At Launch Date	PKR 95.76
NAV Per Unit At month end (31 st May, 2026)	PKR 142.01
Category	Non-interest bearing Fund
Pricing Mechanism	Forward on daily basis
Risk Profile	Low
Management Fee	1.5%
Expense Ratio CYTD	0.5%
Pricing Days	Monday to Friday

FUND RETURNS

PERIOD	ANNUALIZED RETURN
1 month	1.1%
3 months	-1.2%
Annual	-0.6%
5 Year	4.0%
10 Years	3.6%

ASSET ALLOCATION

ASSET	ALLOCATION %
Equities	38.3%
Sukuk & Islamic Fixed Income	36.7%
Cash	16.7%
Others / Receivables	8.3%



FUND OBJECTIVE

The objective of booster fund is to achieve high capital growth in the long term by primarily investing in equity and equity-related instruments. The fund is designed for investors with a higher risk appetite seeking enhanced returns through exposure to growth-oriented sectors.

FUND MANAGER'S COMMENTS

During the month of May, 2026 Booster Fund's (BF) unit price increased by 0.12% from 167.83 to 168.03. Similarly, YTD shows an increase of 1.57% and an increase of 68.28% can be seen since inception. The fund's allocation has been made 100% into term deposits as at May, 2026.

FUND INFORMATION

DESCRIPTION	INFORMATION
Fund Name	TPL Life Booster Fund
Net Assets	PKR 2,362.52 Th
Launch Date	10-Aug-18
NAV Per Unit At Launch Date	PKR 97.8
NAV Per Unit At month end (31 st March, 2026)	PKR 168.03
Category	Equity Fund
Pricing Mechanism	Forward on daily basis
Risk Profile	High
Management Fee	1.5%
Expense Ratio CYTD	0.5%
Pricing Days	Monday to Friday

FUND RETURNS

PERIOD	ANNUALIZED RETURN
1 month	1.4%
3 months	1.4%
Annual	1.6%
5 Year	5.9%
10 Years	5.3%

ASSET ALLOCATION

ASSET	ALLOCATION %
Term Deposit	100%
Government Securities	0.0%
Open ended mutual funds	0.0%

